

# Kawasaki co-generation system



- High efficiency : electric 30%, overall 80%
- Dry low emissions : NOx 25ppmv, CO 50ppmv (O<sub>2</sub>=15%)
- High reliability & easy maintenance



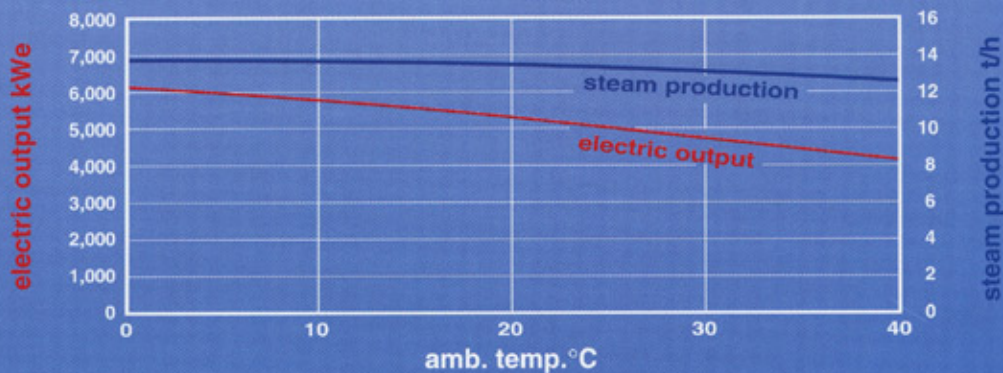
Electric Power 6MWe, Steam 14t/h, Dry Low Emissions

# GPC60 DLE

# Kawasaki

CO-GENERATION SYSTEM

## ● Nominal Performance (Gas fuel)

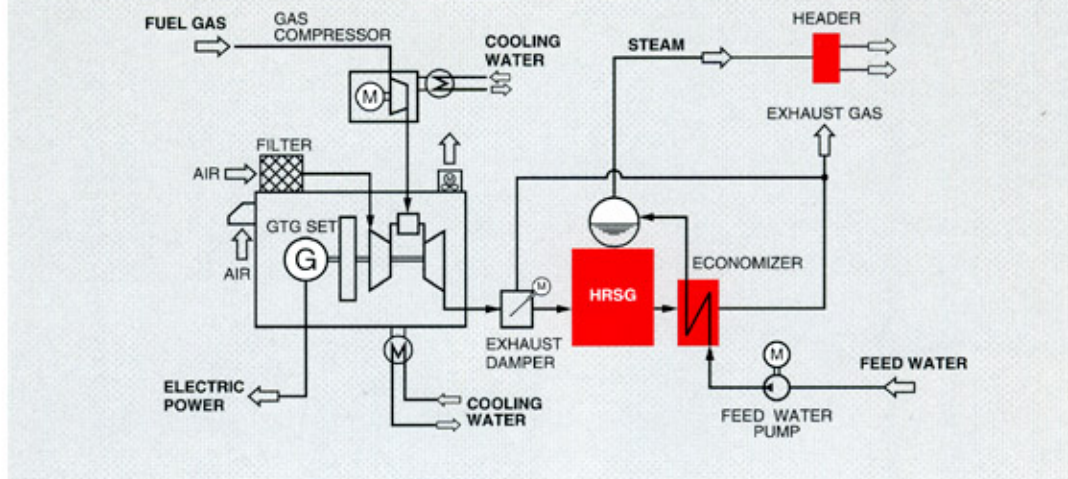


amb.temp.	electric output	fuel consumption	steam production	electrical efficiency	heat recovery efficiency	overall efficiency
°C (°F)	kWe	kJ/s	t/h (kJ/s)	%	%	%
0 (32)	6,103	20,289	13.84 (9,691)	30.1	47.8	77.9
15 (59)	5,566	18,972	13.57 (9,505)	29.3	50.1	79.4
30 (86)	4,663	16,894	12.98 (9,088)	27.6	53.8	81.4
40 (104)	4,059	15,527	12.54 (8,780)	26.1	56.5	82.6

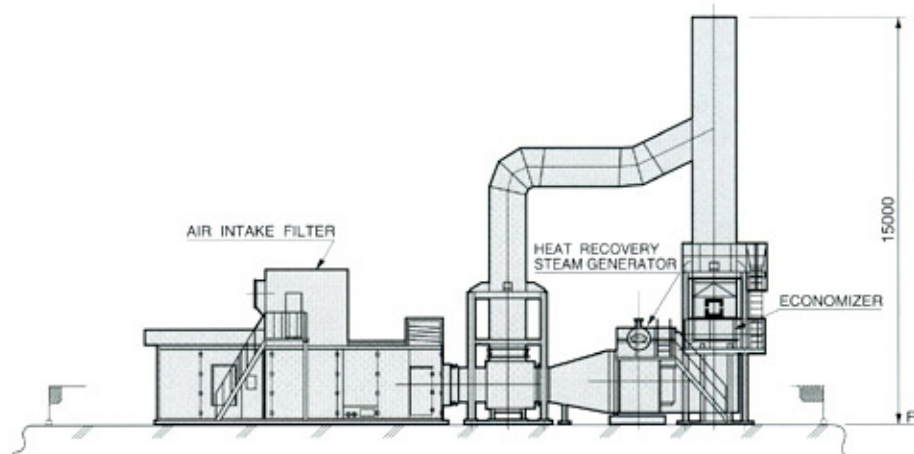
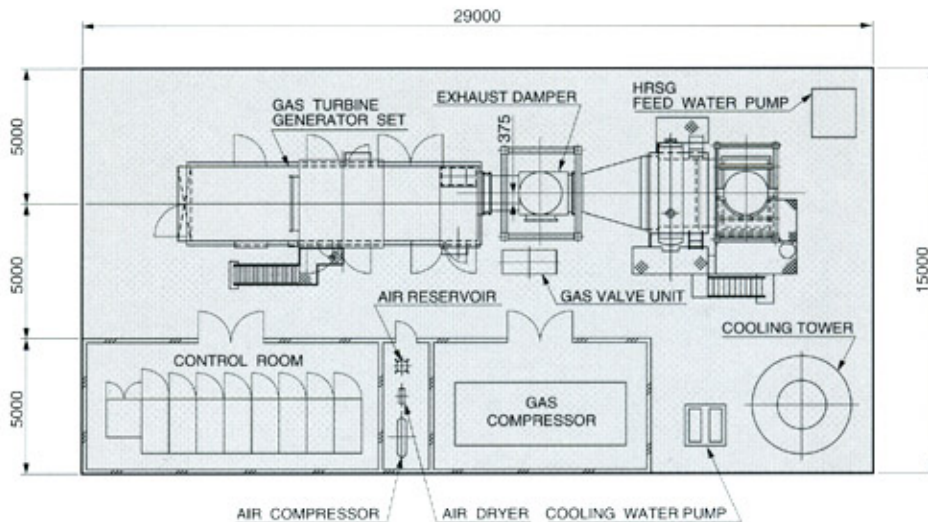
### NOTE)

1. Natural gas ( LHV=9,940 kcal/ Nm<sup>3</sup> ).  
Gas pressure at the inlet of gas turbine : 1.67 MPaG
2. Sea level, Intake / Exhaust pressure loss : 100/250 mmAq
3. Generator efficiency : 97%
4. Feed water : 60 °C, Steam pressure / temp. : 0.93MPa abs. / saturated

## ● Typical system flow (IN CASE OF GAS FUEL)



## ● Typical layout (Unit:mm)



**KAWASAKI HEAVY INDUSTRIES, LTD.**  
 Industrial Gas Turbine Division  
 1-1, Kawasaki-cho, Akashi-city  
 673-8666, Japan  
 TEL: +81-78-921-1335  
 FAX: +81-78-913-3344 / 923-3780

**KAWASAKI GAS TURBINE EUROPE GmbH (KGE)**  
 Max-Planck-Strasse 21A  
 61381 Friedrichsdorf, Germany  
 TEL: +49-6172-7363-0  
 FAX: +49-6172-7363-55