

Kawasaki co-generation system



- High efficiency : electric 24%, overall 76%
- Dry low emissions : NOx 25ppmv, CO 50ppmv (O₂=15%)
- High reliability & easy maintenance

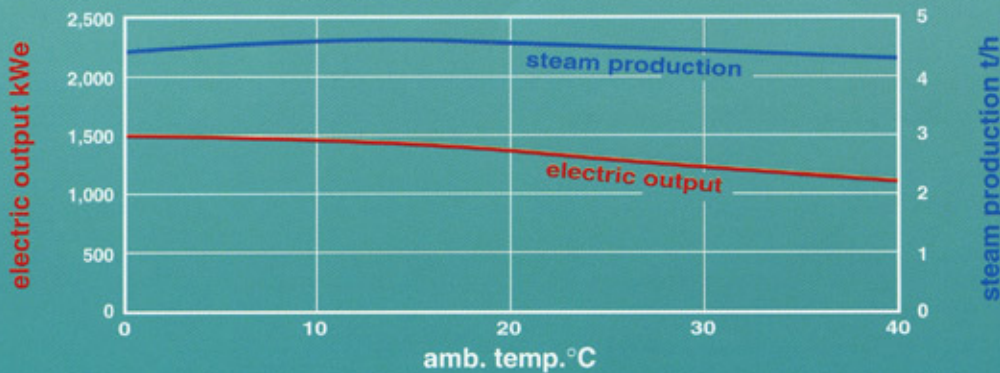
Electric Power 1.5MWe, Steam 5t/h, Dry Low Emissions

GPC15 DLE

Kawasaki

CO-GENERATION SYSTEM

● Nominal Performance (Gas fuel)

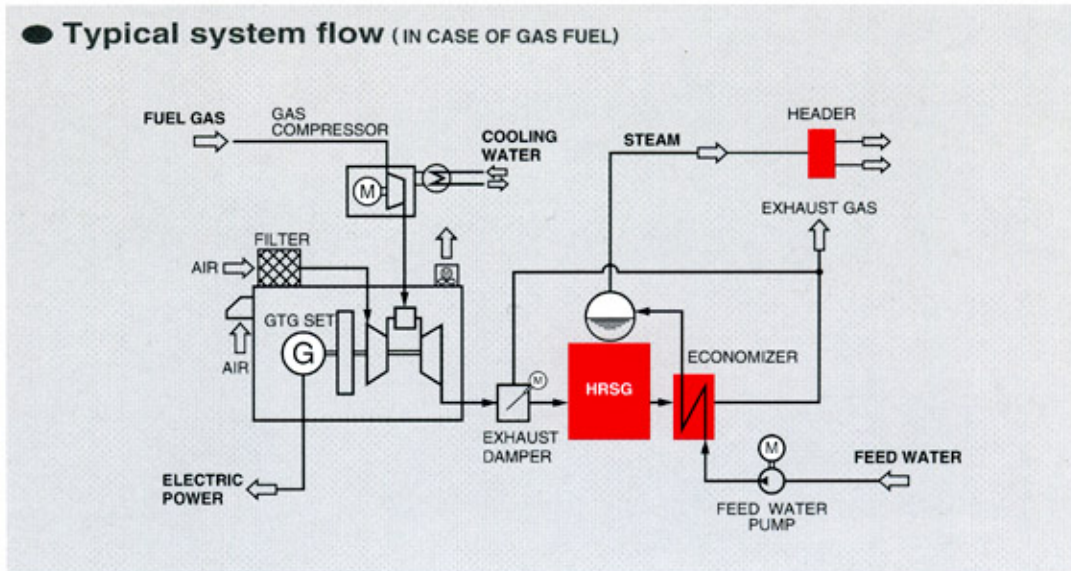


amb.temp.	electric output	fuel consumption	steam production	electrical efficiency	heat recovery efficiency	overall efficiency
°C (°F)	kWe	kJ/s	t/h (kJ/s)	%	%	%
0 (32)	1,500	6,271	4.41 (3,087)	23.9	49.2	73.1
15 (59)	1,434	6,083	4.58 (3,206)	23.6	52.7	76.3
30 (86)	1,226	5,523	4.41 (3,089)	22.2	55.9	78.1
40 (104)	1,089	5,172	4.30 (3,014)	21.1	58.3	79.4

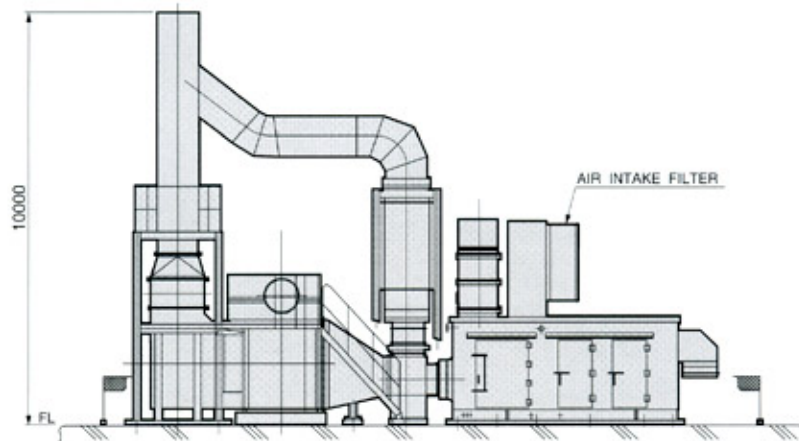
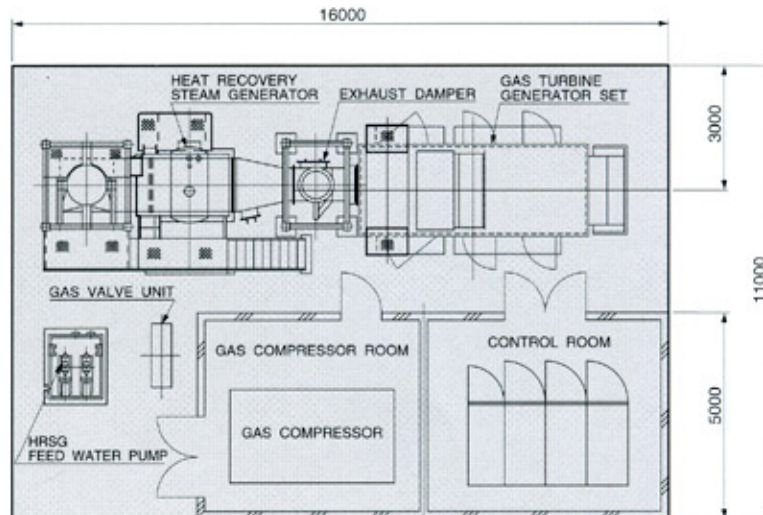
NOTE)

1. Natural gas (LHV=9,940 kcal/Nm³),
Gas pressure at the inlet of gas turbine : 1.42MPaG
2. Sea level, Intake / Exhaust pressure loss : 100/250 mmAq
3. Generator efficiency : 95%
4. Feed water : 60 °C, Steam pressure / temp. : 0.93MPa abs. / saturated

● Typical system flow (IN CASE OF GAS FUEL)



● Typical layout (Unit:mm)



KAWASAKI HEAVY INDUSTRIES, LTD.
 Industrial Gas Turbine Division
 1-1, Kawasaki-cho, Akashi-city
 673-8666, Japan
 TEL : +81-78-921-1335
 FAX : +81-78-913-3344 / 923-3780

KAWASAKI GAS TURBINE EUROPE GmbH (KGE)
 Max-Planck-Strasse 21A
 61381 Friedrichsdorf, Germany
 TEL : +49-6172-7363-0
 FAX : +49-6172-7363-55